

What's important here? The patient results detailed on this infographic are slightly more skewed toward older women who are normal weight (BMI<25).

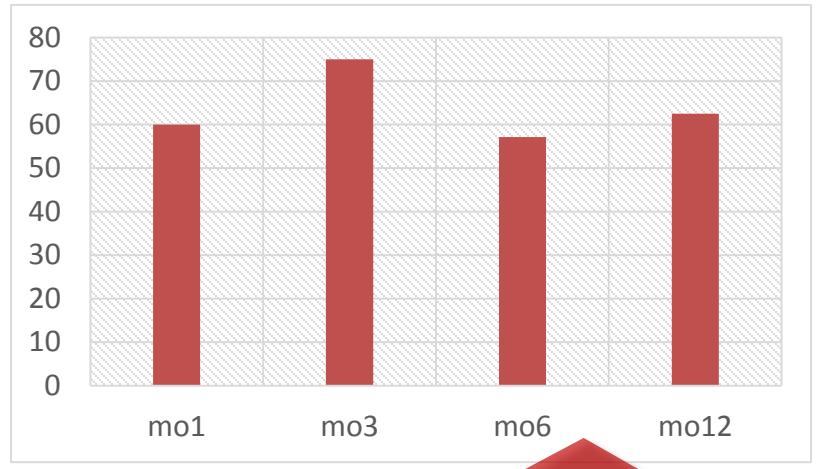
Hand/Wrist	
N	55 patients
Male	25 (45%)
Female	30 (55%)
Age	57.3 (21-82)
BMI	24.0 (19.7-28.9)

Caution! This is registry data, which is not the same as a drug company style controlled trial.



In a chart review, >60% of these patients had severe arthritis.

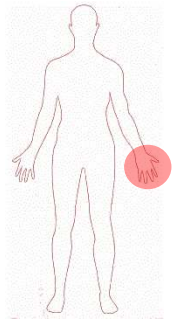
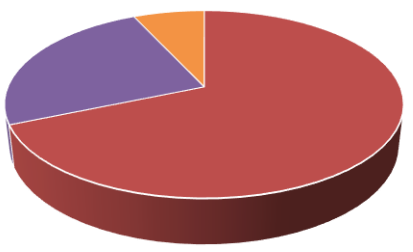
Percentage of Patients >25% Improvement



What does this mean?
Above is the percentage of patients who reported >25% improvement by time point after the injection. Below are the mean percentage improvements for those same patients.

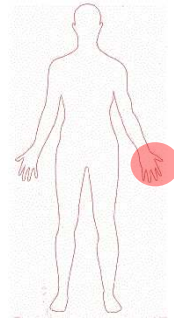
Which area was treated?

(Based on data reported).



■ Thumb CMC ■ Wrist ■ Other hand joint

Mean Improvement




The Regenexx-SD procedure is a same day bone marrow stem cell procedure that isolates the fractions of bone marrow that have the most stem cells.

Details For Both Charts: The pie chart includes an analysis of the 21 patients for which data was available. N=14 for hand CMC, 5 for wrist, and 2 for other hand joint. The graphs above and below (>25% Improvement and Mean Improvement) are for n=5 at 1 month, 12 at 3 mo, 7 at 6 mo, 8 at 12 mo. Two patients were excluded from the analysis because one had severe progressive hand OA at a young age (not common wear and tear osteoarthritis) and the second had a loose body in the CMC joint prior to the procedure that was deemed a surgical issue, but the patient opted for treatment.